

Technical drawing of a building layout, showing a plan view of a structure with various rooms and corridors. The drawing includes dimensions in millimeters (mm) and meters (m). The overall dimensions are 5000 mm (width) and 12920 mm (length). The drawing is divided into two main sections by a vertical line. The left section contains a large room with a staircase and a smaller room. The right section contains a large room with a staircase and a smaller room. The drawing is oriented horizontally, with the main entrance on the left side. The dimensions are as follows:

- Overall width: 5000 mm
- Overall length: 12920 mm
- Left section width: 25000 mm
- Left section length: 8100 mm
- Right section width: 9600 mm
- Right section length: 7075 mm
- Right section width (top): 1420 mm
- Right section width (bottom): 450 mm
- Right section length (top): 5050 mm
- Right section length (bottom): 5050 mm
- Right section length (bottom): 4000 mm
- Right section length (bottom): 2300 mm
- Right section width (bottom): 3500 mm
- Right section width (bottom): 5200 mm
- Right section width (bottom): 3598 mm
- Right section width (bottom): 1100 mm
- Right section width (bottom): 9898 mm
- Right section length (bottom): 10440 mm

10090







SISTEMA A PRESSATURA

VISTA E-E VENDITA ATOMIZZATO

Technical drawing of the 'Kabinová výšková plošina' (Cabin height platform). The drawing shows a side view of the platform with a cabin and a control cabin. Dimensions are indicated in millimeters (mm):

- Overall width: 8200 mm
- Width of the main platform: 6000 mm
- Width of the control cabin: 4150 mm
- Height of the main platform: 1250 mm
- Height of the control cabin: 4000 mm
- Height of the platform base: 6000 mm
- Height of the cabin: 3250 mm
- Overall length: 9500 mm

The drawing includes a detailed view of the cabin interior, showing a control panel and a safety cage. The platform is designed for vertical movement and is equipped with safety features such as railings and emergency stop buttons.

-  **ESISTENTE**
-  **NUOVO IMPIANTO**
-  **A CARICO CLIENTE**
-  **ESISTENTE RIPROZIONATO**
-  **A CARICO CLIENTE**
-  **QUOTE**

[illegible]

Con la quota ± 0.000 si intende il livello pavimento. The dimension ± 0.000 is referred to the floor level.

Tutte le quote sono espresse in millimetri
All dimensions are expressed in millimeters