PROSPETTO LONGITUDINALE - 24 PANNELLI

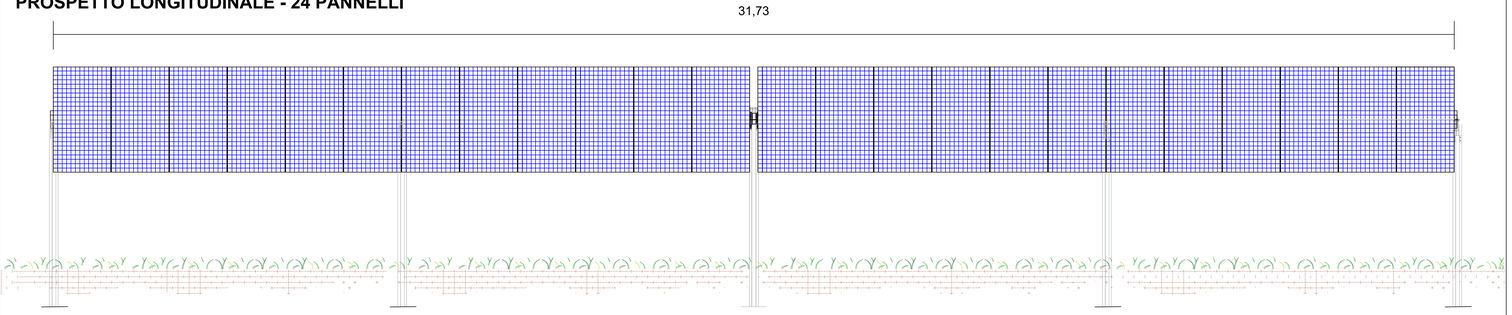

PROSPETTO LATERALE con moduli a 60° Scala 1:50

PROSPETTO LONGITUDINALE

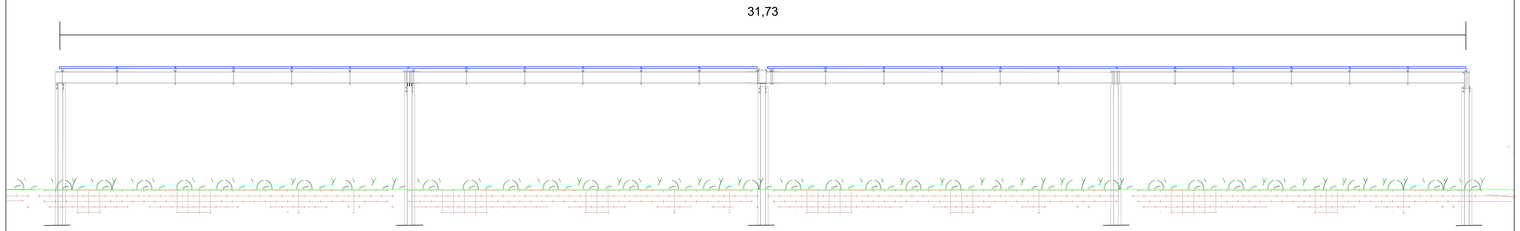

PROSPETTO LATERALE con moduli a 0° Scala 1:50

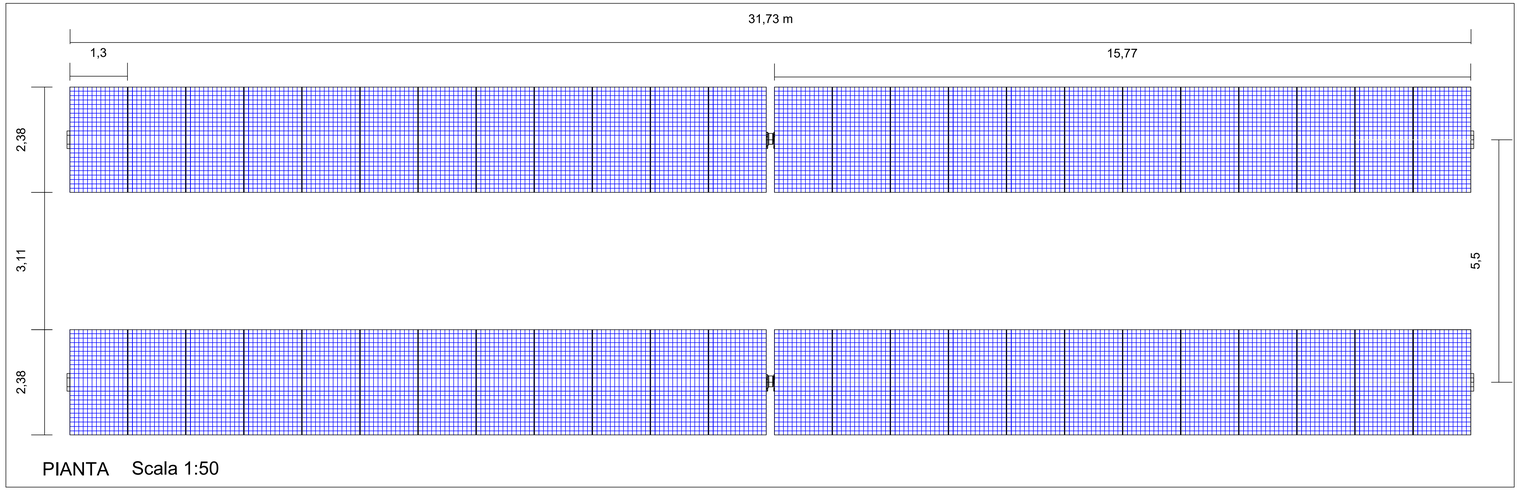

PIANTA Scala 1:50

PROSPETTO TRASVERSALE

PROSPETTO FRONTALE
Scala 1:20

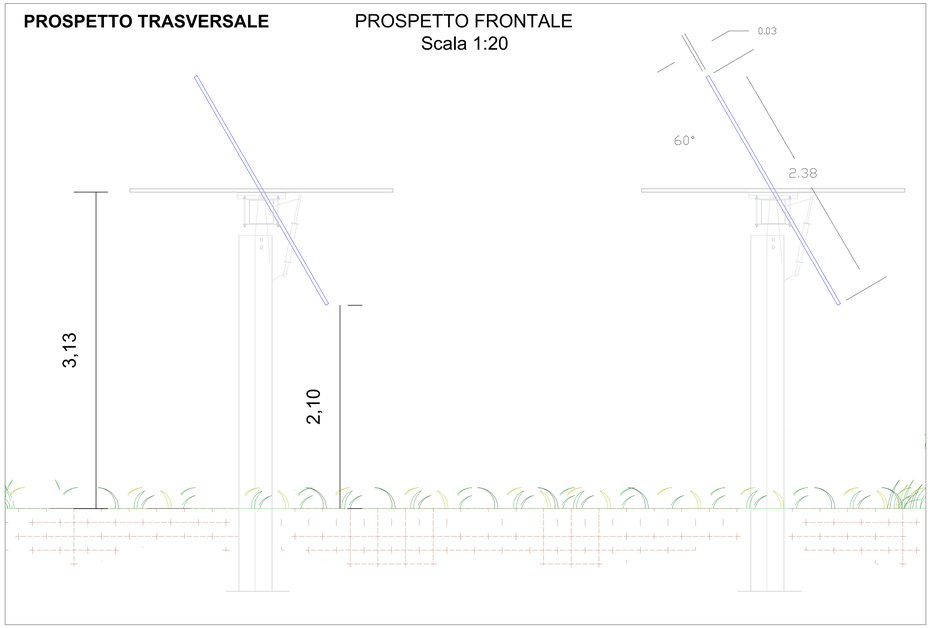

SCHEDA TECNICA MODULO FOTOVOLTAICO

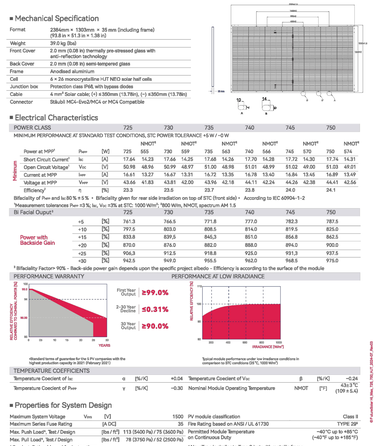

■ Mechanical Specification

Format	2384mm × 1303mm × 35 mm (including frame) (93.8 in × 51.3 in × 1.38 in)
Weight	39.0 kg (86 lbs)
Front Cover	2.0 mm (0.08 in) thermally pre-stressed glass with anti-reflection technology
Back Cover	2.0 mm (0.08 in) semi-tempered glass
Frame	Anodised aluminium
Cell	6 × 24 monocrystalline n-UT NEO solar half cells
Junction box	Protection class IP68, with bypass diodes
Cable	4 mm² Solar cable; (+) ≥300mm (13.78in), (-) ≥300mm (13.78in)
Connector	Stäubli MC4-Evo2/MC4 or MC4 Compatible

■ Electrical Characteristics

POWER CLASS			725		730		735		740		745		750	
MINIMUM PERFORMANCE AT STANDARD TEST CONDITIONS, STC POWER TOLERANCE +5 W / −0 W														
			NMOT[1]		NMOT[1]		NMOT[1]		NMOT[1]		NMOT[1]		NMOT[1]	
Minimum	Power at MPP[1]	P_{MPP}	[W]	725	555	730	559	735	563	740	566	745	570	750	574
	Short Circuit Current[1]	I_{sc}	[A]	17.64	14.23	17.66	14.25	17.68	14.26	17.70	14.28	17.72	14.30	17.74	14.31
	Open Circuit Voltage[1]	V_{oc}	[V]	50.98	48.96	50.99	48.97	51.00	48.98	51.01	48.99	51.02	49.00	51.03	49.01
	Current at MPP[1]	I_{MPP}	[A]	16.61	13.27	16.67	13.31	16.73	13.35	16.78	13.40	16.84	13.45	16.89	13.49
	Voltage at MPP[1]	V_{MPP}	[V]	43.66	41.83	43.81	42.00	43.96	42.18	44.11	42.24	44.26	42.38	44.41	42.56
	Efficiency[1]	η	[%]	23.3		23.5		23.7		23.8		24.0		24.1	

Bifaciality of P_{MPP} and I_{sc} 80 % ± 5 % - Bifaciality given for rear side irradiation on top of STC (front side) - According to IEC 60904-1-2

[1]Measurement tolerances P_{MPP} ±3 %, I_{sc}, V_{oc} ±3% at STC, 1000 W/m², [2]800 W/m, NMOT, spectrum AM 1.5

Bi Facial Output[1]			725	730	735	740	745	750
Power with Backside Gain	+5	[%]	761.3	766.5	771.8	777.0	782.3	787.5
	+10	[%]	797.5	803.0	808.5	814.0	819.5	825.0
	+15	[%]	833.8	839.5	845.3	851.0	856.8	862.5
	+20	[%]	870.0	876.0	882.0	888.0	894.0	900.0
	+25	[%]	906.3	912.5	918.8	925.0	931.3	937.5
	+30	[%]	942.5	949.0	955.5	962.0	968.5	975.0

[1] Bifaciality Factor= 90% - Back-side power gain depends upon the specific project albedo - Efficiency is according to the surface of the module

PERFORMANCE WARRANTY

First Year Output	≥99.0%
2-30 Year Decline	≤0.31%
30 Year Output	≥90.0%

PERFORMANCE AT LOW IRRADIANCE

Standard terms of guarantee for the 5 PV companies with the highest production capacity in 2021 (February 2021)

Typical module performance under low irradiance conditions in comparison to STC conditions (25 °C, 1000 W/m²)

TEMPERATURE COEFFICIENTS

Temperature Coefficient of I_{sc}	α	[%/K]	+0.04	Temperature Coefficient of V_{oc}	β	[%/K]	−0.24
Temperature Coefficient of P_{MPP}	γ	[%/K]	−0.30	Nominal Module Operating Temperature	NMOT	[°F]	43±3 °C (109 ± 5.4)

■ Properties for System Design

Maximum System Voltage	V_{SYS}	[V]	1500	PV module classification	Class II
Maximum Series Fuse Rating		[A DC]	30	Fire Rating based on ANSI / UL 61730	TYPE 29*
Max. Push Load*, Test / Design		[lbs / ft²]	113 (5400 Pa) / 75 (3600 Pa)	Permitted Module Temperature on Continuous Duty	−40 °C up to +85 °C (−40 °F up to +185 °F)
Max. Pull Load*, Test / Design		[lbs / ft²]	78 (3740 Pa) / 50 (2400 Pa)		

* See Installation Manual for instructions

* New Type is similar to Type 3 but with metallic frame

CAUTION: READ SAFETY AND INSTALLATION INSTRUCTIONS BEFORE USING THE PRODUCT.

© 2021 SUNPLUS OPTIMUM LTD All rights reserved. Specifications included in this datasheet are subject to change without notice.

REGIONE EMILIA-ROMAGNA

PROVINCIA DI FERRARA

COMUNE DI FERRARA

PROGETTAZIONE DI UN IMPIANTO AGRIVOLTAICO AVANZATO DA 56,07 MW DENOMINATO "CUNIOLA" LOCALIZZATO NEL COMUNE DI FERRARA (FE) - EMILIA-ROMAGNA

ELABORATO

EP_09

PARTICOLARE STRUTTURE DI SOSTEGNO E PANNELLI

PROPONENTE:

FERRARA SOLAR S.R.L.
SEDE LEGALE IN LARGO ARTURO TOSCANINI, 1
20122 - MILANO (MI) - P.IVA. 05821240651
sicilysuntwosrl@arubapec.it

GENNARO SALVATO
10.07.2026
12:35:52
GMT+02:00

PROGETTAZIONE:

SAVESYSTEMS S.R.L.
PIAZZA DI PIETRA , 26
00186 - ROMA (RM) - P.IVA 04981400650
savesystemsrl@pec.it

Dott.Ing. Attilio De Palma
Ordine ingegneri di Bari n.12480

ORDINE DEGLI INGEGNERI DI BARI ATTILIO DE PALMA N. 12480 REPUBBLICA ITALIANA

Dott.Ing. Catello Colamartino
Ordine ingegneri di Bari n.12480

ORDINE DEGLI INGEGNERI DI BARI CATELLO COLAMARTINO N. 12480 REPUBBLICA ITALIANA

Rev	Data	Descrizione	Eseguito	Verificato	Approvato
00	GIU 2026	PROGETTO DEFINITIVO	C.C. A.D.	S.A.	S.A.